Memory Match Cards

Cut out the cards with an adult, mix them, turn them face down and find matching pairs.

Name: _____ **Date:** _____

How to play: turn over two cards. If the pictures match, keep the pair. If not, turn them back and remember where they were.











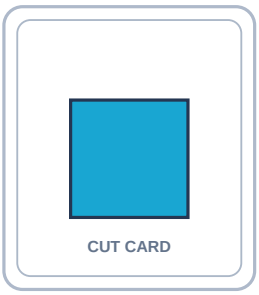





AFTER YOU MATCH

Choose a pair and invent a sentence: “The red circle is next to the blue square.” Try again with the cards face down.

An adult should handle cutting. Keep small cards away from children who may put them in their mouths.