Scissor Skills Trails

Trace each path with a finger first. With adult help, cut along a dashed line using child-safe scissors.

Name: _____ **Date:** _____

STRAIGHT



ZIGZAG



WAVE



STEPS



GROWN-UP CHECK

Sit beside the child, point scissors away from the body, and use adult-prepared paths if cutting is not yet suitable. Finger tracing is a complete alternative.

Cut, Match & Glue

With an adult, cut out the four shape cards and glue each beside an object that matches it.

Name: _____ **Date:** _____



PLATE

PASTE A MATCH HERE



WINDOW

PASTE A MATCH HERE



ROOF

PASTE A MATCH HERE



BOOK

PASTE A MATCH HERE

CUT OUT THE SHAPE CARDS BELOW



CIRCLE



SQUARE



TRIANGLE



RECTANGLE

Adult help is required for cutting and glue. If cutting is not suitable yet, point to or circle the matching shape instead.